

**Frontline Spray**  
(Fold-out bottle label/fixed bottle label)

Page: 1 of 14  
Draft: 11

Date: 10 September 2012

Middle panel



RLP  
Approved



**CAUTION**  
KEEP OUT OF REACH OF CHILDREN  
READ SAFETY DIRECTIONS  
FOR ANIMAL TREATMENT ONLY

**FRONTLINE<sup>®</sup>**  
**SPRAY**

*2.5 g/L fipronil*

For the treatment and prevention of flea infestations, control of flea allergy dermatitis, control of ticks (including paralysis ticks) and biting lice on dogs and cats.

**100 mL/250 mL/500 mL**

# Frontline Spray

(Fold-out bottle label/fixed bottle label)

Page: 2 of 14

Date: 10 September 2012

Draft: 11

RHS panel

**FIRST AID:** If poisoning occurs, contact a doctor or Poisons Information Centre, phone Australia 131126.

**SAFETY DIRECTIONS:** Will irritate the eyes and skin. Avoid contact with eyes. When using the product wear rubber gloves. If product enters eyes, wash it out immediately with water. Wash hands after use. After each day's use, wash gloves.

Additional information is in Material Safety Data Sheet.

**STORAGE:** Store below 30°C (Room Temperature).

**DISPOSAL:** Wrap empty container in paper and place in garbage.

**CAUTION:**

**Flammable. Keep away from naked flame.** Not to be taken. Keep treated animals away from fires and other sources of heat for at least 30 minutes following spraying and until the coat is totally dry. Do not apply to isopropanol (alcohol) sensitive surfaces.

FLAMMABLE LIQUID 3  
UN 1219  
Isopropanol  
(isopropyl alcohol)

Print below arrow:  
OPEN HERE

**DIRECTIONS FOR USE:**  
**READ THE DETAILED DIRECTIONS FOR USE BY PEELING BACK THIS LABEL BEFORE USING FRONTLINE.**

**DO NOT USE ON RABBITS**

**Dose Rate:**

**100 mL Pack (0.5 mL/pump – 200 pumps per pack)**

Fleas:	3-6 mL/kg = 6-12 spray pumps/kg
Flea Allergy Dermatitis:	6 mL/kg = 12 spray pumps/kg
Paralysis Ticks:	6 mL/kg = 12 spray pumps/kg
Biting Lice:	6 mL/kg = 12 spray pumps/kg
Sarcoptes Mange Mites:	6 mL/kg = 12 spray pumps/kg

**250 mL Pack (1.5 mL/pump - 166 pumps per pack)**

Fleas:	3-6 mL/kg = 2-4 spray pumps/kg
Flea Allergy Dermatitis:	6 mL/kg = 4 spray pumps/kg
Paralysis Ticks:	6 mL/kg = 4 spray pumps/kg
Biting Lice:	6 mL/kg = 4 spray pumps/kg
Sarcoptes Mange Mites:	6 mL/kg = 4 spray pumps/kg

**500 mL Pack (1.5 mL/pump - 333 pumps per pack)**

Fleas:	3-6 mL/kg = 2-4 spray pumps/kg
Flea Allergy Dermatitis:	6 mL/kg = 4 spray pumps/kg
Paralysis Ticks:	6 mL/kg = 4 spray pumps/kg
Biting Lice:	6 mL/kg = 4 spray pumps/kg
Sarcoptes Mange Mites:	6 mL/kg = 4 spray pumps/kg

*(Print appropriate table on the respective labels)*

For product information and technical enquiries visit [www.merial.com.au](http://www.merial.com.au) or call Merial Customer Solutions Australia: 1800-808-691.

APVMA Approval No.: 46828/57473

*(Barcode)*

Made in France.

*(Merial logo)*

FRONTLINE is a registered trademark of Merial  
© 2012 Merial Limited. All rights reserved.

Merial Australia Pty Limited  
Building D, 12-24 Talavera Road  
Macquarie Park NSW 2113

**DIRECTIONS FOR USE:**  
**READ THE DETAILED DIRECTIONS FOR USE BEFORE USING FRONTLINE.**

**DO NOT USE ON RABBITS.**

**Dose Rate:**

**100 mL Pack (0.5 mL/pump – 200 pumps per pack)**

Fleas:	3-6 mL/kg = 6-12 spray pumps/kg
Flea Allergy Dermatitis:	6 mL/kg = 12 spray pumps/kg
Paralysis Ticks:	6 mL/kg = 12 spray pumps/kg
Biting Lice:	6 mL/kg = 12 spray pumps/kg
Sarcoptes Mange Mites:	6 mL/kg = 12 spray pumps/kg

**250 mL Pack (1.5 mL/pump - 166 pumps per pack)**

Fleas:	3-6 mL/kg = 2-4 spray pumps/kg
Flea Allergy Dermatitis:	6 mL/kg = 4 spray pumps/kg
Paralysis Ticks:	6 mL/kg = 4 spray pumps/kg
Biting Lice:	6 mL/kg = 4 spray pumps/kg
Sarcoptes Mange Mites:	6 mL/kg = 4 spray pumps/kg

**500 mL Pack (1.5 mL/pump - 333 pumps per pack)**

Fleas:	3-6 mL/kg = 2-4 spray pumps/kg
Flea Allergy Dermatitis:	6 mL/kg = 4 spray pumps/kg
Paralysis Ticks:	6 mL/kg = 4 spray pumps/kg
Biting Lice:	6 mL/kg = 4 spray pumps/kg
Sarcoptes Mange Mites:	6 mL/kg = 4 spray pumps/kg

*(Print appropriate table on the respective labels)*

For product information and technical enquiries visit [www.merial.com.au](http://www.merial.com.au) or call Merial Customer Solutions Australia: 1800-808-691.

APVMA Approval No.: 46828/57473

Made in France.

*(Merial logo)*

FRONTLINE is a registered trademark of Merial  
© 2012 Merial Limited. All rights reserved.

Merial Australia Pty Limited  
Building D, 12-24 Talavera Road  
Macquarie Park NSW 2113

**Frontline Spray**  
(Fixed bottle label)

Page: 5 of 14  
Draft: 11

Date: 10 September 2012

Panel: LHS (outside strip)

Batch number:

Expiry date:

## **FRONTLINE<sup>®</sup> SPRAY**

### **DIRECTIONS FOR USE**

Adjust the pump nozzle to the spray setting. One trigger pump applies 0.5 mL. Spray the entire body of the animal and apply from a distance of approximately 10-20 cm. Apply against the lay of the hair and make sure that the entire coat of the animal is thoroughly wet with FRONTLINE Spray. Ruffle the coat as the spray is applied, especially in long haired or densely coated animals, so that the product penetrates down to the skin. Allow to dry naturally. Do not towel dry.

### **Fleas (*Ctenocephalides felis*)**

For the treatment and prevention of fleas for up to 12 weeks on dogs and up to 8 weeks on cats, apply FRONTLINE at 3-6 mL (6-12 spray pumps) per kg body weight. Use the higher rates for long haired or densely coated animals to ensure the coat is thoroughly wet. Routine flea control treatments should be applied to all cats and dogs in the household

### **Flea Allergy Dermatitis**

For the control of flea allergy dermatitis (FAD) on dogs and cats, apply 6 mL (12 spray pumps) per kg body weight monthly to the affected animal. All other dogs and cats in the household should be treated as per directions for routine flea control, using **FRONTLINE Spray** or **FRONTLINE Plus**.

**Frontline Spray**  
(Fold-out bottle label)

Page: 7 of 14  
Draft: 11

Date: 10 September 2012

Inside panels

**Paralysis Ticks** (Scrub Tick/Bush Tick/*Ixodes holocyclus*)

For control of paralysis tick infestation for up to 3 weeks apply FRONTLINE at 6 mL (12 spray pumps) per kg. Ensure the entire coat is thoroughly wet, especially on and around the face, ears and neck. Retreat at 3 weekly intervals during the paralysis tick season. While FRONTLINE provides control of Paralysis Ticks, use of the product does not guarantee prevention of tick paralysis because ticks are not killed immediately after attachment. Following application, daily searching of pets for ticks must continue to minimise the risk of tick paralysis. See your vet for advice on searching techniques.

**Adult Brown Dog Tick** (*Rhipicephalus sanguineus*)

For the control of adult brown dog tick infestation for up to 4 weeks apply FRONTLINE at 3-6 mL (6-12 spray pumps) per kg body weight. Use the higher rates for long haired or densely coated animals to ensure the coat is thoroughly wet.

**Sarcoptic Mange Mites** (*Sarcoptes scabiei* var. *canis*) on dogs

As an aid in the control of sarcoptic mange on dogs apply 6ml (12 spray pumps) per kg bodyweight. Multiple monthly treatments are recommended for elimination of mites.

**Biting Lice** on dogs (*Trichodectes canis*) and cats (*Felicola subrostratus*):

For the treatment of biting lice on dogs and cats apply 6 mL (12 spray pumps) per kg body weight. Other dogs and cats in the household should be treated at the same time.

**Frontline Spray**  
(Fold-out bottle label)

Page: 8 of 14  
Draft: 11

Date: 10 September 2012

Inside panels

**FURTHER INFORMATION**

Puppies and kittens may be treated from 2 days of age. Data are not available on treatment of pregnant or nursing queens.

In paralysis tick areas, daily searching to prevent tick paralysis is necessary in the paralysis tick season. The season is approximately from Spring to Autumn but may be year-round in tropical areas. Consult your veterinarian for local information on tick prevalence.

FRONTLINE may be used as the only product for flea control as it breaks the life cycle and kills fleas emerging from the environment to reinfest the dog. If more rapid resolution of heavy environmental infestations is required, additional environmental control using a registered premises treatment may be implemented.

Although studies indicate that regular washing does not significantly reduce FRONTLINE's activity some reduction of protective period could be expected with persistent exposure to water. It is recommended not to bath or shampoo your pet in the 48 hours after treatment with FRONTLINE.

**NOT TO BE USED FOR ANY PURPOSE, OR IN ANY MANNER,  
CONTRARY TO THE LABEL, UNLESS AUTHORISED UNDER  
APPROPRIATE LEGISLATION.**

**For use only on dogs and cats.**



Frontline Spray  
(Fold-out bottle label)

Page: 9 of 14  
Draft: 11

Date: 10 September 2012

Inside panels

**Before treating your cat or dog we recommend that you carefully read the following pages.**

**APPLICATION:**

1. Do not eat, drink or smoke when applying the spray. Do not use FRONTLINE Spray if you or your pet have a known hypersensitivity to insecticides or to alcohol. Wash hands after use.
2. Calculate the number of spray pumps to give to your cat or dog. Your Veterinarian or Veterinary Nurse will do this for you or you can calculate this yourself by using the tables on the last pages of this label.

**100 mL Pack (0.5 mL/pump - 200 pumps per pack)**

Fleas:	3-6 mL/kg = 6-12 spray pumps/kg
Flea Allergy Dermatitis:	6 mL/kg = 12 spray pumps/kg
Paralysis Ticks:	6 mL/kg = 12 spray pumps/kg
Biting Lice:	6 mL/kg = 12 spray pumps/kg
Sarcoptes Mange Mites:	6 mL/kg = 12 spray pumps/kg

**250 mL Pack (1.5 mL/pump - 166 pumps per pack)**

Fleas:	3-6 mL/kg = 2-4 spray pumps/kg
Flea Allergy Dermatitis:	6 mL/kg = 4 spray pumps/kg
Paralysis Ticks:	6 mL/kg = 4 spray pumps/kg
Biting Lice:	6 mL/kg = 4 spray pumps/kg
Sarcoptes Mange Mites:	6 mL/kg = 4 spray pumps/kg

**500 mL Pack (1.5 mL/pump - 333 pumps per pack)**

Fleas:	3-6 mL/kg = 2-4 spray pumps/kg
Flea Allergy Dermatitis:	6 mL/kg = 4 spray pumps/kg
Paralysis Ticks:	6 mL/kg = 4 spray pumps/kg
Biting Lice:	6 mL/kg = 4 spray pumps/kg
Sarcoptes Mange Mites:	6 mL/kg = 4 spray pumps/kg

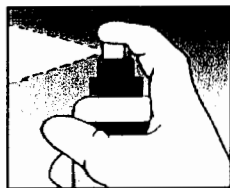
*(Print appropriate table on the respective labels)*

3. Treat your pet outside or in a well ventilated room away from surfaces likely to be affected by alcohol spray. If treating a dog, you may prefer to treat it outside. Put on waterproof disposable gloves. A waterproof apron may be used to protect clothing, especially when treating a number of animals.
4. Depress lock button on top of sprayer and turn nozzle in direction of arrow. Check spray pump by depressing the pump action trigger. It should release a cone of spray. Do not breathe spray when applying - hold applicator vertically 10-20 cm away from the coat. Return nozzle to locked position after use.
5. **Cats:** restrain (scruff) and apply the required number of spray pumps over the entire animal (ensure face and tail area are included).

*(1<sup>st</sup> & last sentences of Point #4 to be printed on the 250mL & 500mL labels only.)*



3.



4.



5.

Frontline Spray  
(Fold-out bottle label)

Page: 10 of 14  
Draft: 11

Date: 10 September 2012

Inside panels

6. **Dogs:** Apply one fifth of the total number of spray pumps required, to each of 5 areas, as per the following diagrams:





**Area 1:** Left side of the animal. Start at the front left paw and spray up over the front leg, over the side of the chest, abdomen and then down the back leg to paw.

**Area 2:** Right side of the animal (Follow directions as for Area 1)

**Area 3:** Top of the chest, back and rump, and then to the end of the tail.

**Area 4:** Top and side of the neck, head, face and jaw. If you wish to avoid spraying into the animal's face, spray the product onto a soft cloth and gently rub on to the face. (Ensure the coat below collar is not missed).

**Area 5:** Bottom of jaw, neck and chest, the belly and groin and inside all 4 legs, overlapping the areas to ensure total cover.



**Frontline Spray**  
(Fold-out bottle label)

Page: 11 of 14  
Draft: 11

Date: 10 September 2012

Inside panels

**FRONTLINE DOSAGE CALCULATION**

*(100mL Bottle):*

The Frontline dose range is 3-6 mL/kg for both cats and dogs. This equates to 6 -12 pumps/kg from a 100 mL pack (0.5 mL/pump – 200 pumps per pack). Whether the pet needs a low, medium or high dose depends on a number of factors:

<b>Low (3 mL/kg)</b>	<b>Medium (4.5 mL/kg)</b>	<b>High (6 mL/kg)</b>
Short, fine coat Low flea burden Healthy skin	Short, moderately thick coat Moderate flea burden	Thick and/or long coat Heavy flea burden Flea Allergy Dermatitis <b>Paralysis Tick</b> Biting Lice Sarcoptic Mange
6 pumps/kg	9 pumps/kg	12 pumps/kg

**Use the chart overleaf to calculate the total number of spray pumps for your dog or cat.**

*(250mL Bottle):*

The Frontline dose range is 3-6 mL/kg for both cats and dogs. This equates to 2-4 pumps/kg from a 250 mL pack (1.5 mL/pump - 166 pumps per pack). Whether the pet needs a low, medium or high dose depends on a number of factors:

<b>Low (3 mL/kg)</b>	<b>Medium (4.5 mL/kg)</b>	<b>High (6 mL/kg)</b>
Short, fine coat Low flea burden Healthy skin	Short, moderately thick coat Moderate flea burden	Thick and/or long coat Heavy flea burden Flea Allergy Dermatitis <b>Paralysis Tick</b> Biting Lice Sarcoptic Mange
2 pumps/kg	3 pumps/kg	4 pumps/kg

**Use the chart overleaf to calculate the total number of spray pumps for your dog or cat.**

*(Print appropriate table on the respective labels)*

**Frontline Spray**  
(Fold-out bottle label)

Page: 12 of 14  
Draft: 11

Date: 10 September 2012

Inside panels

*(500mL Bottle):*

The Frontline dose range is 3-6 mL/kg for both cats and dogs. This equates to 2-4 pumps/kg from a 500 mL pack (1.5 mL/pump - 333 pumps per pack). Whether the pet needs a low, medium or high dose depends on a number of factors:

<b>Low (3 mL/kg)</b>	<b>Medium (4.5 mL/kg)</b>	<b>High (6 mL/kg)</b>
Short, fine coat Low flea burden Healthy skin	Short, moderately thick coat Moderate flea burden	Thick and/or long coat Heavy flea burden Flea Allergy Dermatitis <b>Paralysis Tick</b> Biting Lice Sarcoptic Mange
2 pumps/kg	3 pumps/kg	4 pumps/kg

*(Print appropriate table on the respective labels)*

**Use the chart overleaf to calculate the total number of spray pumps for your dog or cat.**

**Frontline Spray**  
(Fold-out bottle label)

Page: 13 of 14  
Draft: 11

Date: 10 September 2012

Inside panels

100 mL Pack (200 pumps per pack)

Weight of dog/cat	Total number of spray pumps per dog or cat		
	Low	Medium	High
Kg			
1	6	9	12
2	12	18	24
3	18	27	36
4	24	36	48
5	30	45	60
6	36	54	72
7	42	63	84
8	48	72	96
9	54	81	108
10	60	90	120
11	66	99	132
12	72	108	144

250 mL Pack (166 pumps per pack)

Weight of dog/cat	Total number of spray pumps per dog or cat		
	Low	Medium	High
Kg			
1	2	3	4
2	4	6	8
3	6	9	12
4	8	12	16
5	10	15	20
6	12	18	24
7	14	21	28
8	16	24	32
9	18	27	36
10	20	30	40
11	22	33	44
12	24	36	48
13	26	39	52
14	28	42	56
15	30	45	60
16	32	48	64
17	34	51	68
18	36	54	72
19	38	57	76
20	40	60	80

Weight of dog/cat	Total number of spray pumps per dog or cat		
	Low	Medium	High
Kg			
26	52	78	104
27	54	81	108
28	56	84	112
29	58	87	116
30	60	90	120
31	62	93	124
32	64	96	128
33	66	99	132
34	68	102	136
35	70	105	140
36	72	108	144
37	74	111	148
38	76	114	152
39	78	117	156
40	80	120	160
41	82	123	164
42	84	126	168
43	86	129	172
44	88	132	176
45	90	135	180

*(Print appropriate table on the respective labels)*

**Frontline Spray**  
(Fold-out bottle label)

Page: 14 of 14  
Draft: 11

Date: 10 September 2012

Inside panels

21	42	63	84
22	44	66	88
23	46	69	92
24	48	72	96
25	50	75	100

46	92	138	184
47	94	141	188
48	96	144	192
49	98	147	196
50	100	150	200

500 mL Pack (333 pumps per pack)

Weight of dog/cat	Total number of spray pumps per dog or cat		
	Kg	Low	Medium
1	2	3	4
2	4	6	8
3	6	9	12
4	8	12	16
5	10	15	20
6	12	18	24
7	14	21	28
8	16	24	32
9	18	27	36
10	20	30	40
11	22	33	44
12	24	36	48
13	26	39	52
14	28	42	56
15	30	45	60
16	32	48	64
17	34	51	68
18	36	54	72
19	38	57	76
20	40	60	80
21	42	63	84
22	44	66	88
23	46	69	92
24	48	72	96
25	50	75	100

Weight of dog/cat	Total number of spray pumps per dog or cat		
	Kg	Low	Medium
26	52	78	104
27	54	81	108
28	56	84	112
29	58	87	116
30	60	90	120
31	62	93	124
32	64	96	128
33	66	99	132
34	68	102	136
35	70	105	140
36	72	108	144
37	74	111	148
38	76	114	152
39	78	117	156
40	80	120	160
41	82	123	164
42	84	126	168
43	86	129	172
44	88	132	176
45	90	135	180
46	92	138	184
47	94	141	188
48	96	144	192
49	98	147	196
50	100	150	200

*(Print appropriate table on the respective labels)*